



## [AI.Marketing](#)

### How to register

Easy step-by-step guide.

Use the right link of your upliner. If you don't have it you can use mine:  
<https://ai.marketing/cashback/a74a972>

Allows you to get the \$ 50 bonus and other future benefits.

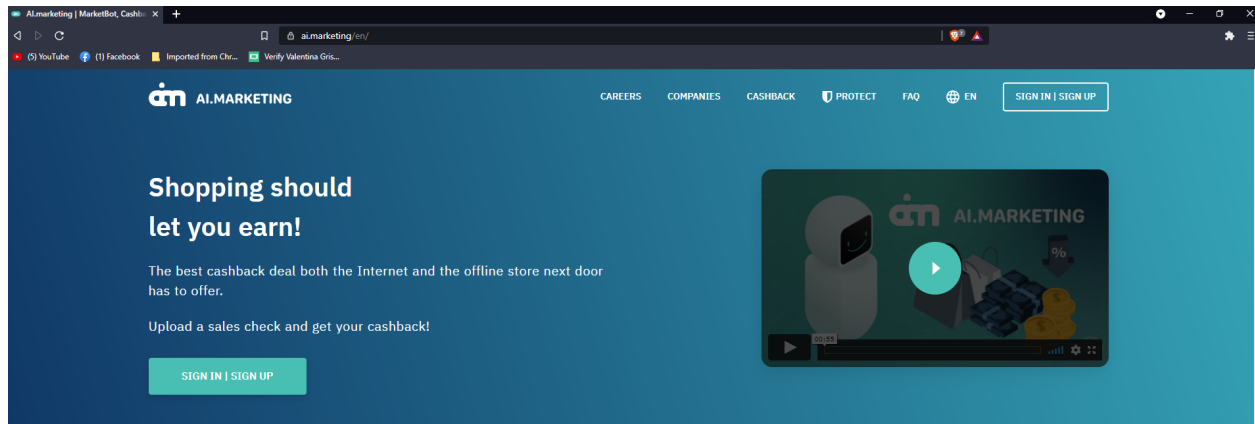
Keep the coupon code of \$ 50.

You can also use mine in this case:

ZPLD-CX5N-G4L1-RBE0

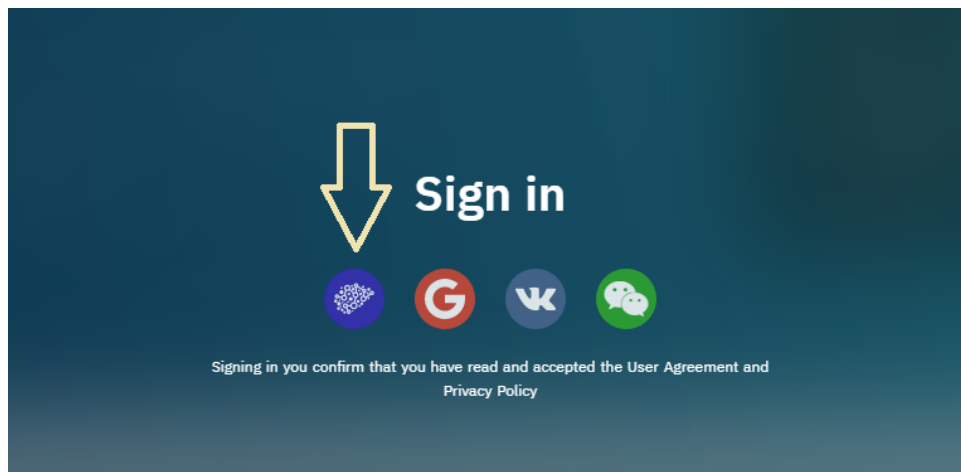
# LET'S BEGIN

The landing page looks like this:



You can change the language.

Registration is accepted after viewing the short video (mandatory). Then click on SIGN IN and then on the blue icon (important):



Don't enter the data yet but click on "register now!":



## Accedere all'account

Email

Password

[Hai dimenticato la password?](#)

Non sono un robot



reCAPTCHA  
[Privacy](#) - [Termini](#)

**Accesso**

Non ho un account, [registratevi ora!](#)



© 2019 Tutti i diritti riservati

Now you can fill in the boxes with your data:

Do not modify the content



Create new account



Invite

7aa7381



KhhoFyegAtpE60jJuWhQp11Q

Name

Your first name

Surname

Your first name

Email

Your email

Password

New password

Confirm password

Password again



I'm not a robot

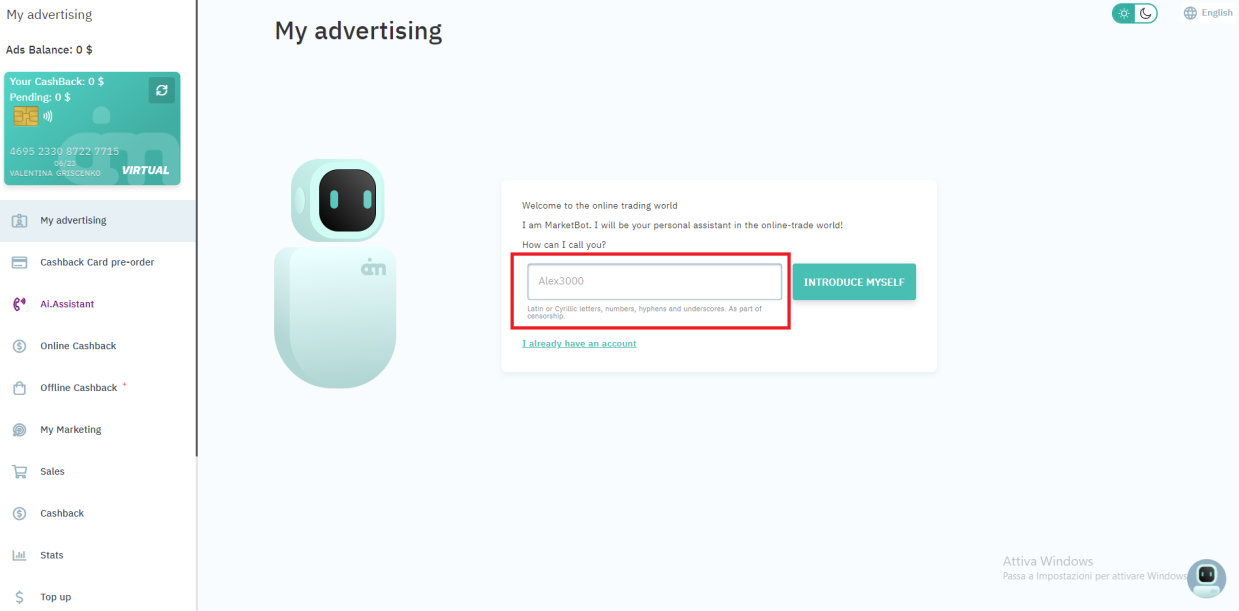


reCAPTCHA  
Privacy - Terms

Register

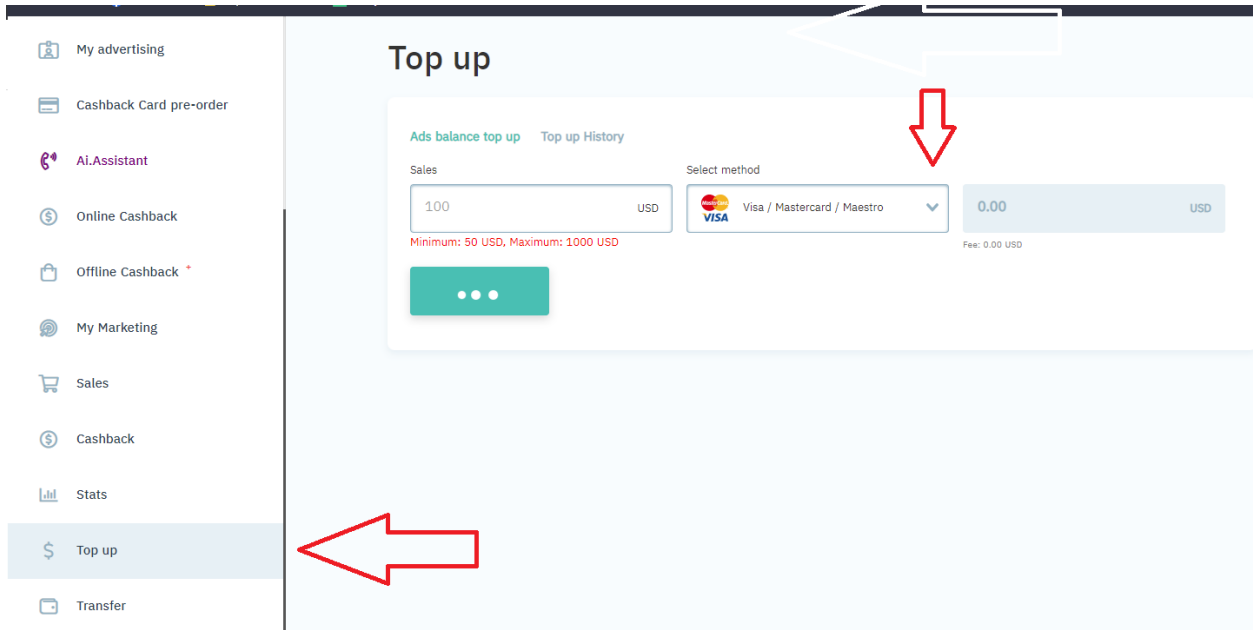
I already have an account, [login](#).

Now enter your Nickname and confirm on "INTRODUCE MYSELF":



Validate the \$ 50 voucher now.

Go to the deposits page by clicking in the menu on the left Top Up (or Top-up), and then select the drop-down menu of the type of payment:



Enter the voucher code in the gift box (ZPLD-CX5N-G4L1-RBE0).

This code must be the one provided by your upliner, i.e. the one related to the initial registration link.

## Top up

[Ads balance top up](#) [Top up History](#)

Gift code  
XXXX-XXXX-XXXX-XXXX

Select method  
Gift certificate

50.00 USD

Fee: 0.00 USD

By activating the certificate you agree to the **terms and conditions** of cashback program

PAY

If you use the link to the registration page provided above you will be accepted:

## Top up

[Ads balance top up](#) [Top up History](#)


Sales  
100 USD

Select method  
Select...

0.00

Fee: 0.00

PAY




Gift certificate successfully redeemed. You have received \$ 50 to your advertising budget


OK

You have therefore received \$ 50 in your advertising balance:


Top up

Ads Balance: 50 \$



 My advertising

 Cashback Card pre-order

 Ai.Assistant

Finished.

Now all you have to do is wait.

The robot will start working autonomously producing profits that will remain yours even after the \$ 50 loaned back.

The time needed to see the first results is about 48 hours.

You don't have to do anything, the Market Bot does it all by itself.

Good luck!

**Useful links:**

*New Telegram channel*

[https://t.me/AI\\_Marketing\\_Italiano](https://t.me/AI_Marketing_Italiano)

*Review*

<https://www.freebinaryoptions.one/what-is-ai-marketing/>

*Registration link*

<https://ai.marketing/cashback/a74a972>

*Link to INB.Network page*

<https://inb.network/#/?ref=a74a972>

*Infos(Giancarlo): [ggriscenko@gmail.com](mailto:ggriscenko@gmail.com)*